



Microsoft Build

Seattle Event Guide

Welcome to Microsoft Build	3
Plan your schedule	3
Event agenda	5
Getting to Microsoft Build	7
Parking	7
Hotel locations and directions	7
Map	8
Experiences	9
Keynotes	9
Breakout sessions	9
Pre-day workshops	10
Demo sessions	10
Discussions	10
Panel discussions	11
Expert Meet-ups	11
Expert identifiers	11
Labs	12
Swag pick-up	12
T-shirt pick-up	13
Featured Partners	14
Refuel with Avanade in the Garden Terrace Lounge	14
Microsoft MongoDB Mixer	14
Microsoft GitHub AMD Celebration	14

AMD Lounge	15
GitHub AI Portrait Studio	15
Quick 1:1s	15
Microsoft Learn Lounge	15
Community Lounge	15
Food and beverage information	15
Lunches	15
Snacks and beverages	15
Dietary accommodations	16
Seattle dining options	16
Global digital broadcast and features	16
One-to-one consultations	16
Microsoft Learn Cloud Skills Challenge	16
Imagine Cup	17
On-demand sessions	17
Join the conversation	17
Connecting with partners	17
Onsite information	17
Information desks	17
Need help?	17
Impromptu meeting spaces	17
Humanity spaces	18
Device charging	18
Lost and found	18
Accessibility	18
Keynote ADA access	18
Service animal relief locations	18
Safety and security	19
Safety tips and reminders	19

Welcome to Microsoft Build live in Seattle!

It's been four years since we gathered in person for Microsoft Build. We're excited to welcome you all back, and to those who are new—hello!

Over the next few days, you'll have the opportunity to learn from the technology industry's most innovative and forward-thinking experts. From live keynotes and breakout sessions to panel discussions, demos, and labs, we've curated this experience to make accessing Microsoft developers, engineers, and cutting-edge partners easy. Joining this line-up are thousands of your peers—experts in their own right—who gather to share their insights and learn together.

While you're here for deep technical insights and practical tips and tricks, it's important to relax, enjoy music and great food, and connect with new and old friends! After all, that's what being in person is all about.

Event Location

The Summit building at the Seattle Convention Center (SCC) located at:
900 Pine St, Seattle, WA 98101

Get Ready!

Start now by planning for an exciting experience at Microsoft Build, designed for developers by developers. Customize your agenda with [Session Scheduler](#), install the [Progressive Web App](#) on your device to access the Microsoft Build website and tools (even while offline), and remember to update your profile and opt-in to the [Attendee Directory](#) to make valuable connections with fellow attendees.

Stay hydrated with Intel

Stay refreshed in Seattle with Intel's water bottle! Come by swag pick-up, level 3 room 331, and grab a sustainably designed aluminum bottle to keep you cool and hydrated throughout the event.

Plan your schedule

Make the perfect event for you by building a personalized agenda, to maximize your Microsoft Build event experience. Learn more about these unique experiences below.

- Start by signing into the digital venue then browse the [Session Scheduler](#) and filter by topics and programming language to explore all the learning opportunities available.
- Select **"Add to schedule"** on sessions and experiences you are interested in. For labs, select **"RSVP"** to confirm your participation.
- Once onsite, you can access your schedule and explore all of Microsoft Build by scanning the QR code located on the back of your event badge.
- Adding a session to your schedule **does not** reserve a seat in the room. However, some experiences require RSVP to reserve a seat, while others are on a first-come, first-seated basis.

Event agenda

Monday May 22, 2023 PDT

Time	Description	Location
9:00 AM - 5:00 PM	Badge pick-up: Check in today so you can get a great seat on Tuesday morning at the keynote.	Level 1
11:00 AM - 5:00 PM	Pre-day workshops: Dive into a specific topic to prepare for the week. (Open to registered Pre-day attendees only).	Level 3

Tuesday May 23, 2023 PDT


Time	Description	Location
7:00 AM - 6:30 PM	Badge pick-up: You are able to register and pick up your badge throughout the day, but arrive early to get a great seat for the Keynote!	Level 1
8:30 AM	Welcome to Microsoft Build Day 1: Join your daily hosts who will get you ready for the day ahead.	Level 2
9:00 AM - 11:00 AM	Keynote: Satya Nadella shares insights on the new era of AI, joined by Kevin Scott and OpenAI's Greg Brockman, exploring how Microsoft and OpenAI's full-stack AI platform empowers developers. Scott Guthrie makes next gen AI real, with GitHub Copilot, Azure OpenAI Service and Microsoft Cloud platform.	Level 2
11:00 AM - 11:30 AM	Break	
11:30 AM - 6:00 PM	Breakout sessions: Join a breakout session streamed live from Seattle.	Levels 2, 4 and 5
12:15 PM - 1:30 PM	Lunch pick-up	Levels 3 and 4
11:00 AM - 6:00 PM	Discussion sessions: Connect and engage with your community through live, interactive sessions.	Levels 3 and 4
11:00 AM - 6:00 PM	Labs: Gain technical skills with help from subject matter experts.	Level 3
11:00 AM - 6:00 PM	Expert Meet-ups: Get answers from Microsoft engineers, tech specialists, partners, and community experts.	Levels 3 and 4
11:00 AM - 6:00 PM	Demo sessions: Explore in-depth technical demos from Microsoft and our partners.	Rooms 330 and 430
5:30 PM - 7:00 PM	Microsoft MongoDB Mixer: Mix it up with experts and colleagues over small bites and drinks.	Levels 3 and 4

Wednesday May 24, 2023 PDT

Time	Description	Location
7:00 AM - 6:30 PM	Badge pick-up: Check in, grab your badge and find a seat for the Keynote.	Level 1
8:30 AM	Welcome to Microsoft Build Day 2: Join your daily hosts who will get you ready for the day ahead.	Level 2
9:00 AM - 10:30 AM	Keynote: Join Rajesh Jha, EVP, Experiences + Devices, and Panos Panay, EVP & Chief Product Officer, to learn how developers can leverage the power of Microsoft 365 apps, Windows, and the Microsoft Graph to develop next generation AI-powered applications.	Level 2
11:45 AM - 1:30 PM	Lunch pick-up	Levels 3 and 4
11:00 AM - 6:00 PM	Breakout sessions: Join a breakout session streamed live from Seattle.	Levels 2, 4 and 5
11:00 AM - 6:00 PM	Discussion sessions: Connect and engage with your community through live, interactive sessions.	Levels 3, and 4
11:00 AM - 6:00 PM	Labs: Gain technical skills with help from subject matter experts.	Level 3
11:00 AM - 6:00 PM	Expert Meet-ups: Get answers from Microsoft engineers, tech specialists, partners, and community experts.	Levels 3 and 4
11:00 AM - 6:00 PM	Demo sessions: Explore in-depth technical demos from Microsoft and our partners.	Rooms 330 and 430
6:00 PM - 8:30 PM	Microsoft GitHub AMD Celebration: Join the fun! Silent disco, classic arcade games, dueling pianos, and more.	Level 5



Thursday May 25, 2023 PDT

Time	Description	Location
9:30 AM - 11:30 AM	Breakout sessions: Join a breakout session.	Levels 4 and 5
12:00 PM - 1:00 PM	Closing session: Grab a morning bite and energy drink at the Microsoft and Elastic Energy Break. Then join Mark Russinovich and Scott Hanselman as they explore new possibilities with GitHub Copilot X and LLMs.	Level 2





Badge pick-up

Assistance

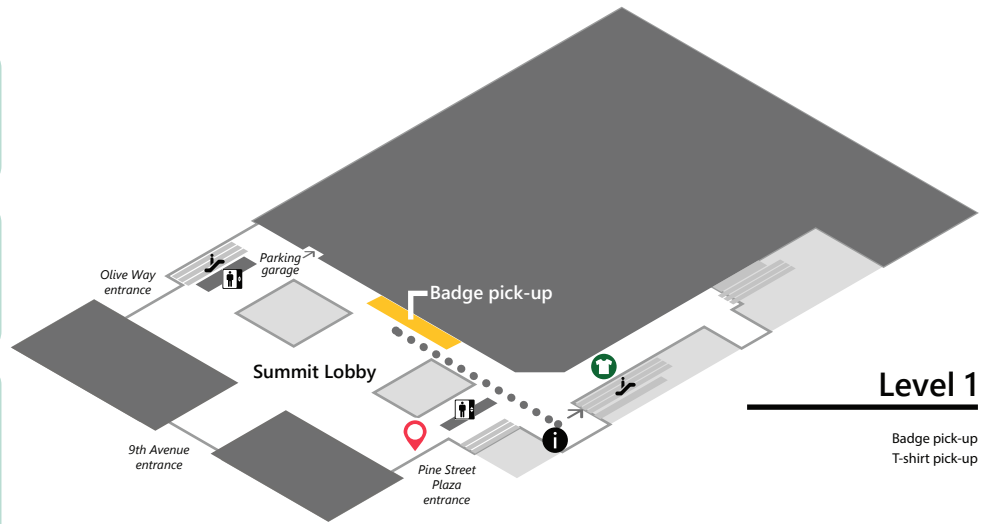
-  Information desk
-  Start here

Event experiences

-  Badge pick-up | Level 1, Summit Lobby
-  T-shirt pick-up | Level 1

Venue

-  Elevator
-  Escalator
-  Stairs



Pick up your badge* on Monday, May 22, 2023 as early as 9:00 AM PDT!
Get your badge and select your custom Microsoft Build T-shirt.

*Government issued photo ID is required for badge pick-up.

Badge pick-up hours

Location: Level 1

Date	Start Time	End Time
Monday, May 22, 2023	9:00 AM	5:00 PM
Tuesday, May 23, 2023	7:00 AM	6:30 PM
Wednesday, May 24, 2023	7:00 AM	6:30 PM
Thursday, May 25, 2023	7:00 AM	1:00 PM

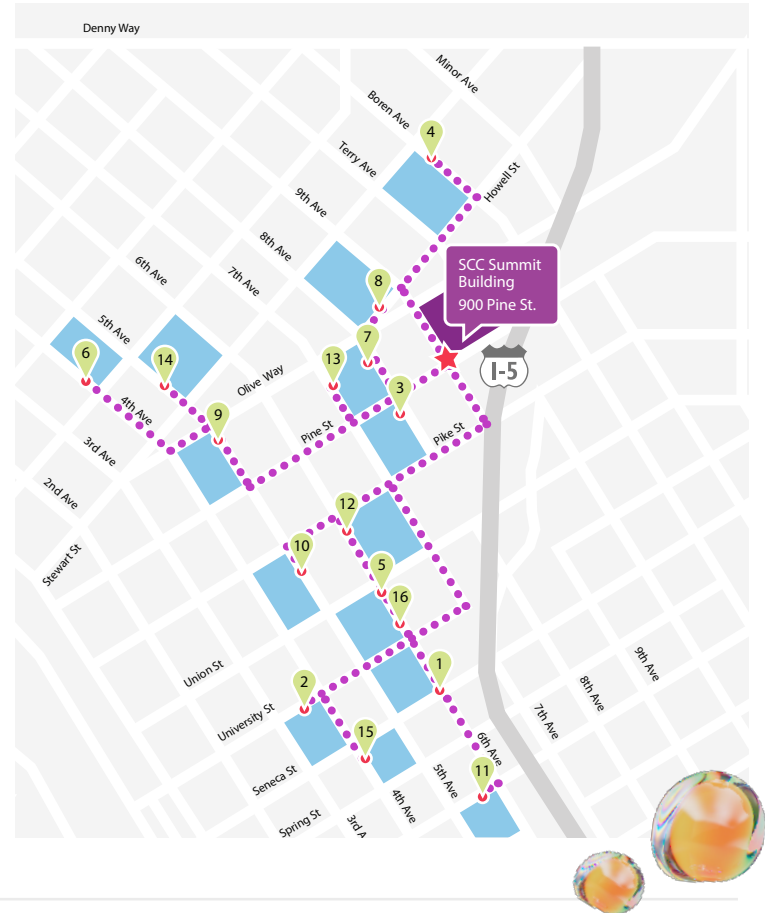
Your badge is required while attending all Microsoft Build activities at the Summit building.

Getting to Microsoft Build

Hotel locations and directions

Hotel room blocks have been arranged at different hotels throughout the downtown Seattle area. If you have questions regarding your hotel reservation, please contact our customer support team at build@microsoft.regsvc.com.

- 1 Crowne Plaza Seattle (0.5 miles / 10 min)
- 2 Fairmont Olympic Seattle (0.5 miles / 10 min)
- 3 Grand Hyatt Seattle (0.1 miles / 2 min)
- 4 Hilton Garden Inn Seattle (0.3 miles / 6 min)
- 5 Hilton Seattle Downtown (0.4 miles / 8 min)
- 6 Hotel Ändra (0.5 miles / 9 min)
- 7 Hyatt at Olive 8 (0.2 miles / 3 min)
- 8 Hyatt Regency Seattle (0.2 miles / 3 min)
- 9 Mayflower Park Hotel (0.4 miles / 7 min)
- 10 Motif Seattle (0.4 miles / 8 min)
- 11 Renaissance Seattle (0.7 mi / 13 min)
- 12 Sheraton Grand Seattle (0.3 miles / 6 min)
- 13 The Paramount Hotel Seattle (0.1 mi / 2 min)
- 14 The Westin Seattle (0.4 miles / 7 min)
- 15 W Seattle (0.4 miles / 8 min)
- 16 Washington Athletic Club (0.4 miles / 8 min)



Parking

Summit Parking Garage

1009 Olive Way, Seattle, WA
(Between 9th and Boren)

Arch Parking Garage




1400 8th Avenue, Seattle, WA
(On 8th Avenue between Pike & Seneca Streets)

The Freeway Park Garage

1267 Hubbell Place, Seattle, WA
(On Hubbell Place, between Pike & Seneca Streets)

Map



Assistance

-  First aid | Levels 2 and 5
-  Information desk
-  Start here




Event experiences

-  Badge pick-up | Level 1, Summit Lobby
-  Breakouts | Level 2, Flex Hall C
- Breakouts | Level 4, Rooms 421 and 423
- Breakouts | Level 5, Ballrooms 2 and 3
-  Demo sessions | Level 3, Room 330
- Demo sessions | Level 4, Room 430
-  Discussions | Level 3, Rooms 323–336
- Discussions | Level 4, Rooms 432–444
-  Expert Meet-up | Levels 3 and 4
 - AI | Room 428
 - Cloud development | Room 434
 - Collaborative apps | Room 338
 - Data platform | Room 446
 - Developer tools | Room 328
 - DevSecOps & SRE | Room 321
 - Low-code | Room 438
 - .NET | Room 334
 - Windows | Room 442
-  Keynote | Level 2, Flex Hall C
-  Labs | Level 3, Rooms 342–348
-  Microsoft Learn Lounge | Level 3
 - Community Lounge | Capitol Hill Lounge
-  Swag pick-up | Level 3, Room 331
-  T-shirt pick-up | Level 1

Food

-  All day snacks
-  Lunch pick-up | Levels 3 and 4

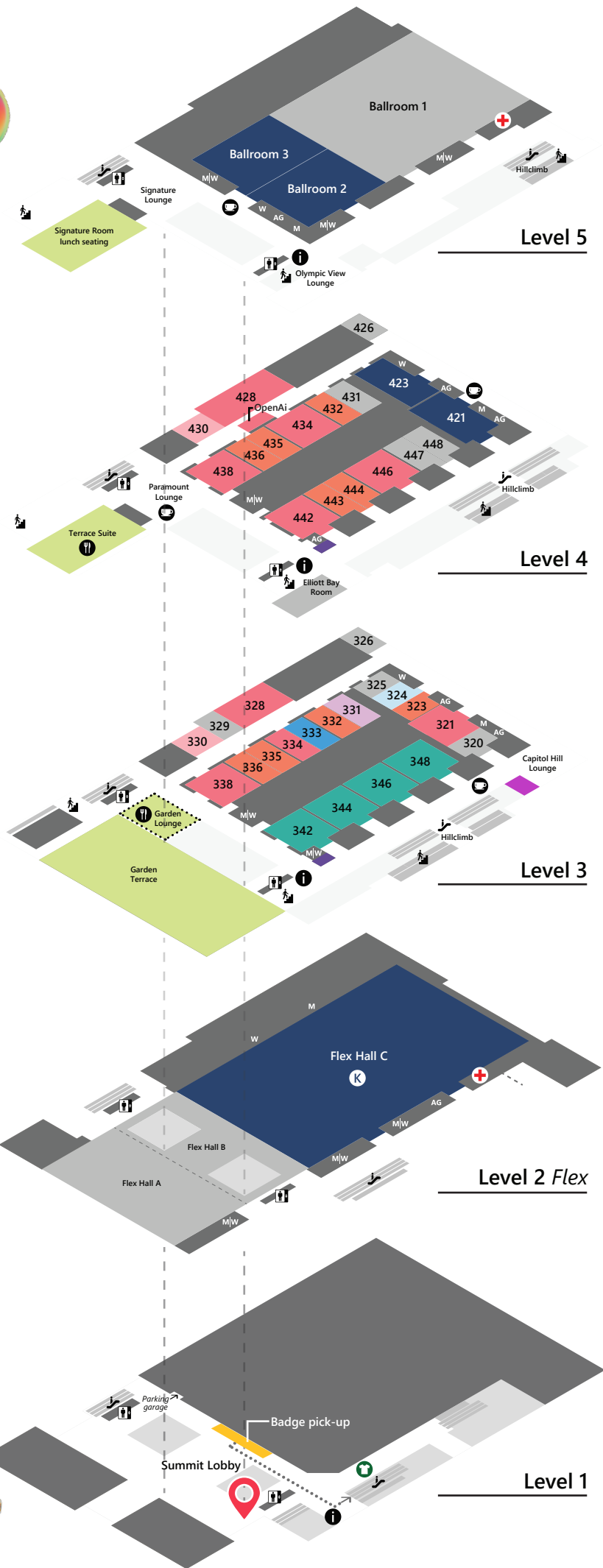
Humanity spaces

-  Lactation rooms | Levels 3 and 4
-  Prayer & meditation | Level 3, Room 324
-  324

Venue

- AG** Restrooms—All gender
- M** Restrooms—Men
- W** Restrooms—Women

-  Elevator
-  Escalator
-  Stairs



Experiences

Keynotes

Digital and Summit,
Level 2, Flex C

Join Microsoft leaders live in Seattle as they share big announcements, explore the latest innovations, and discuss what's next for products you use every day.

[Explore all keynotes >](#)

Breakout sessions

Digital and Summit,
Levels 2, 4 and 5

Attend advanced and expert-level technical sessions presented by top Microsoft engineers. Breakouts offer in-depth coverage of keynote content, focused on AI, cloud development, collaborative apps, data platform, DevSecOps and SRE, dev tools, low-code, .NET, and Windows.

[Explore all breakout sessions >](#)



Event experiences

- Breakouts | Level 2, Flex Hall C
- Breakouts | Level 4, Rooms 421 and 423
- Breakouts | Level 5, Ballrooms 2 and 3
- **K** Keynote | Level 2, Flex Hall C

Assistance

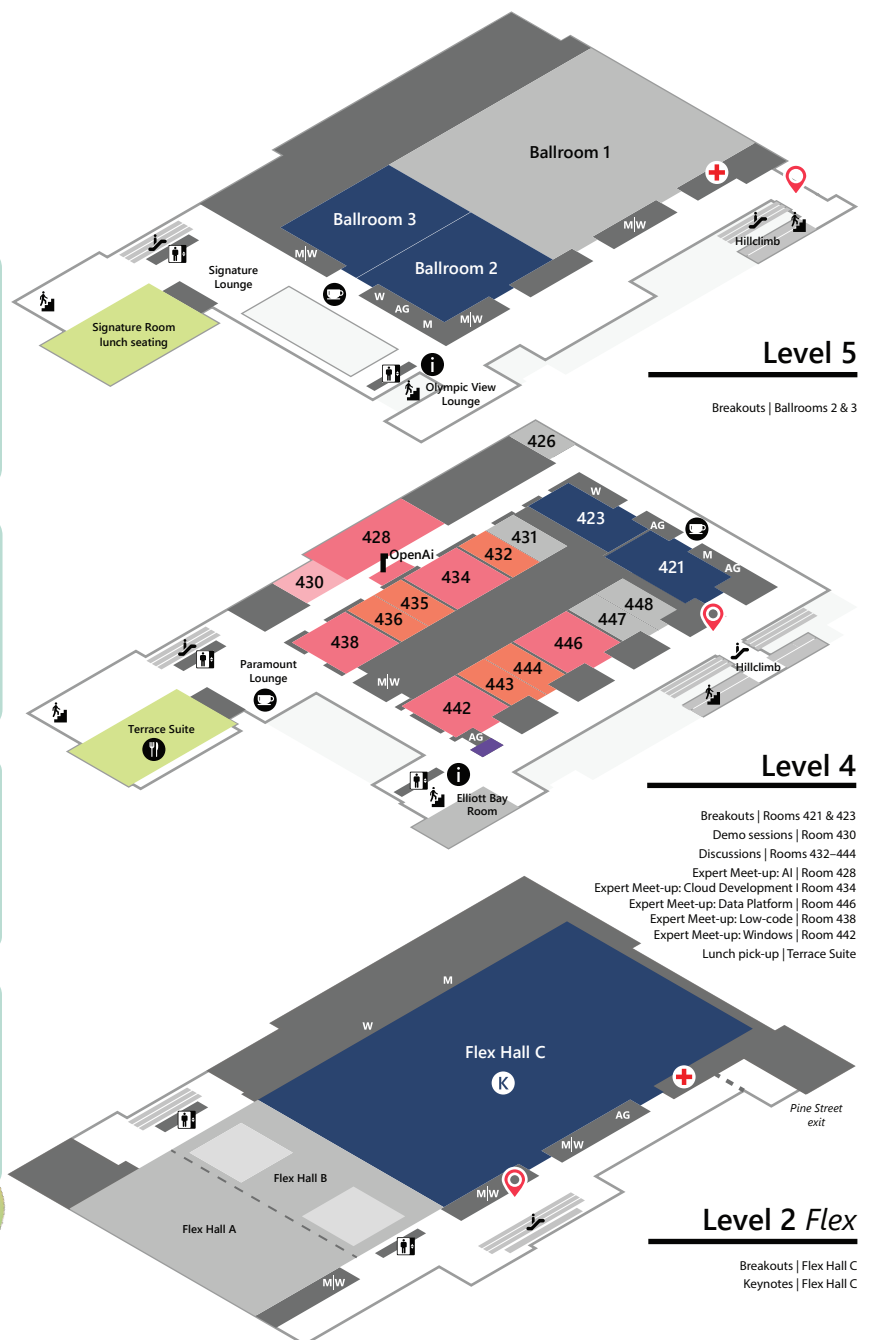

- ⊕ First aid | Levels 2 and 5
- ⓘ Information desk
- 📍 Start here

Food

- 🍽️ All day snacks
- 🍴 Lunch pick-up | Levels 3 and 4

Venue

- 🚪 Elevator
- 🏃 Escalator
- 🪜 Stairs



Pre-day workshops

Seattle in-person attendees can add Pre-day technical workshops to their registration, for an additional fee of \$225 USD. The Pre-day workshops offer a chance to delve into a specific topic or to ramp up quickly on a topic to be prepared for the week at Microsoft Build.

Pre-day workshops details

The Summit at the Seattle Convention Center

May 22, 2023

11:00 AM–5:00 PM PDT

Lunch included

Demo sessions

Level 3, Room 330

Level 4, Room 430

Join expert engineers and developers and explore in-depth technical demos on topics such as .NET MAUI, AI, Azure SQL, Viva Connections, Azure App Service, Dapr and Azure Developer CLI, GitHub, DevOps, AI in Dataverse, VS, Azure ML, and much more.

[Explore all demo sessions>](#)

Discussions




Level 3, Rooms 323–336

Level 4, Rooms 432–444



Join experts and peers in small-group interactive conversations. Come with your questions and be ready to learn. Interactive and Free-form discussions are a great opportunity to continue the conversation in greater depth post-breakout.

[Explore all discussions>](#)

Assistance

-  First aid | Levels 2 and 5
-  Information desk
-  Start here



Event experiences

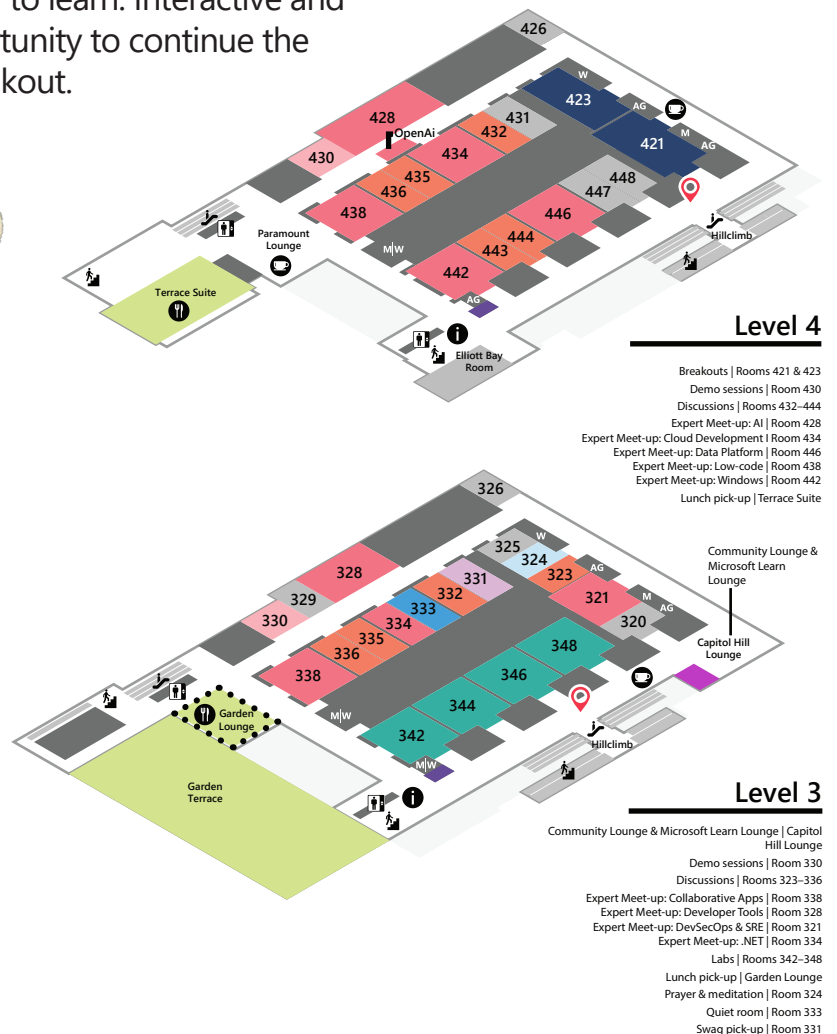
-  Demo sessions | Level 3, Room 330
-  Demo sessions | Level 4, Room 430

Venue

-  Elevator
-  Escalator
-  Stairs

Food

-  All day snacks
-  Lunch pick-up | Levels 3 and 4



Panel discussions

Levels 3 and 4

Explore how Microsoft Distinguished Engineers and Technical Fellows built reliable AI systems at global scale, with real-world examples of how you can AI today and tomorrow.

Panel discussions require an RSVP in Session Scheduler. RSVP allows you to secure your seat in the panel discussions, however if you weren't able to RSVP and the session is full, join the standby line and you will be able to access the session when seats become available.

[Explore all panel discussions>](#)

Expert Meet-ups

Level 3, Rooms 323–336

Level 4, Rooms 432–444

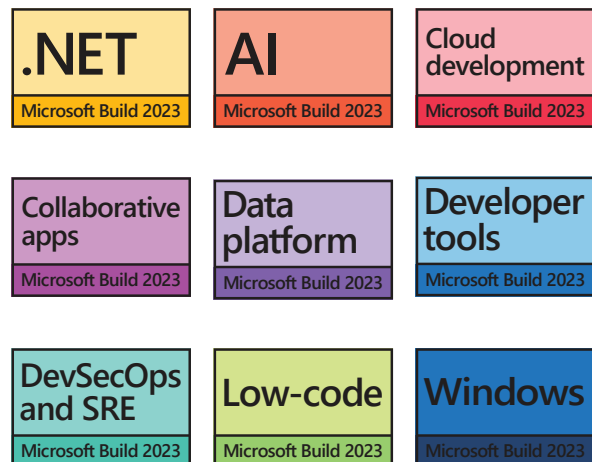
Look for experts throughout the event, they will be identified with a green badge, lanyard pins, and blue hoodies! Microsoft engineers, partners, and community experts will be available in Expert Meet-up rooms to provide answers and discuss your challenges. Meet-up rooms are assigned topics aligned with session content and conveniently located near breakout rooms. Find the room/topic you're interested in and visit one of the concierge desks located outside of each room for assistance.

Expert identifiers

Below are the nine different identifying pins that experts will be wearing:

Expert Meet-up | Levels 3 and 4

- AI | Room 428
- Cloud development | Room 434
- Collaborative apps | Room 338
- Data platform | Room 446
- Developer tools | Room 328
- DevSecOps & SRE | Room 321
- Low-code | Room 438
- .NET | Room 334
- Windows | Room 442



Identify experts at Microsoft Build by the pins that are attached to their event lanyards.



Microsoft



MVP



RD



Featured Partner




Labs

Level 3, rooms 342, 344, 346 and 348


Build technical skills in proctored learning labs guided by subject matter experts. **RSVP to add them to your schedule.** This allows you to secure your seat in the lab, however if you weren't able to RSVP and the lab is full, join the standby line and you will be able to access to lab if seats are still available.

[Explore all labs available >](#)



Assistance

-  First aid | Levels 2 and 5
-  Information desk
-  Start here

Event experiences

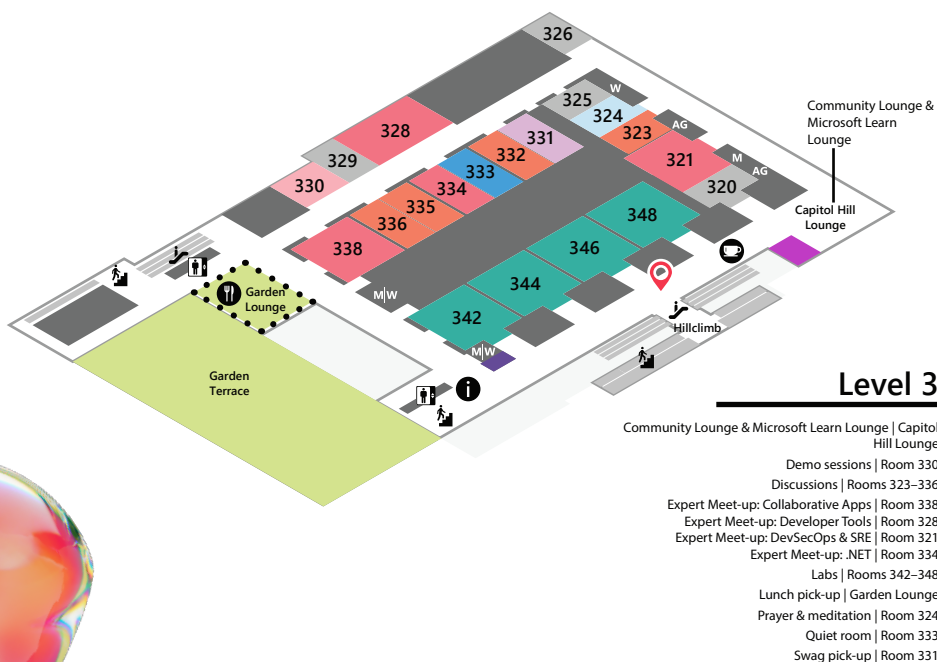
-  Labs | Level 3, Rooms 342-348

Food

-  All day snacks
-  Lunch pick-up | Levels 3 and 4

Venue

-  Elevator
-  Escalator
-  Stairs



Swag pick-up

Level 3, room 331

Use your swag voucher while visiting partners to earn Featured Partner swag, then redeem it in room 331. Our Featured Partners also have extended giveaways in our digital venue, you don't want to miss!



Make sure you stay hydrated with your water bottle from Intel, a sustainable designed aluminum bottle to keep you cool the whole week.

Swag pick-up open hours

Tuesday: 11:00 AM - 7:30 PM

Wednesday: 10:30 AM - 6:30 PM

[Find all contests, giveaways, and swag >](#)

T-shirt pick-up

Level 1, adjacent to badge pick-up.

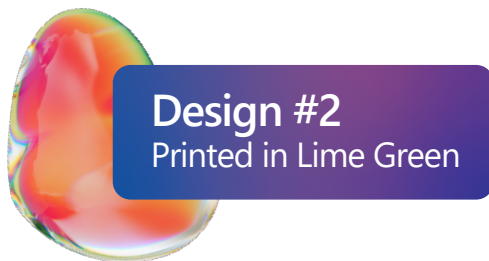

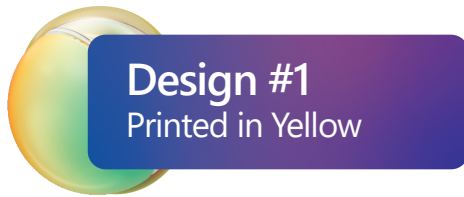
You have the opportunity to select the size and fit of the T-shirt you want along with the design of the shirt. These shirts are sustainably created, sourced and printed on site.

T-shirt pick-up hours

Monday 9:00 AM–5:00 PM

Tuesday 11:00 AM–7:30 PM

Wednesday 10:30 AM–9:00 PM



Featured Partners

Looking for cutting edge solutions? You'll find partner engineers across event experiences, from in-depth breakout sessions to the latest demos to the Expert Meet-up rooms, all curated by topic.

[Check out the full list of Featured Partners who will be live in Seattle >](#)

A special welcome and thank you to our Microsoft Build Featured Partners! You take the experience to the next level

Premium Plus Adobe, AMD, Avanade, Elastic, GitHub, Intel, NVIDIA, Qualcomm
Select Aisera, Datadog, F5, Fortinet, InfluxData, LEADTOOLS, Mantium, Mural, snapLogic, Syncfusion
Showcase Ampere, Ansys, CData Software, Confluent, DevExpress, GrapeCity, LambdaTest, MongoDB, Pulumi, Redis, Striim, SUSE, Vantage, VMware, Zscaler
Start up Anjuna, Kovrr, Noname, Orkes, Run.ai, Statsig

Tuesday and Wednesday, 10:30 AM–5:30 PM

Refuel with AvanaDe in the Garden Terrace Lounge

Level 3

Enjoy coffee, conversation, and small bites in the lush outdoor surroundings of AvanaDe's Garden Terrace Lounge. Take in stunning Seattle views of while breathing in the fresh air!

Tuesday, 5:30–7:00 PM

Microsoft | MongoDB Mixer

Levels 3 and 4

Join us at the Microsoft and MongoDB Mixer! Unpack the day, connect, and mingle while you vibe with live music, get your game on, and enjoy drinks and bites at the MongoDB Suite.

Wednesday, 6:00–8:30 PM

Microsoft | GitHub | AMD Celebration

Level 5

Join us for a night of amazing food and drink, billiards, classic arcade games, silent disco, and entertainment—even dueling pianos!

AMD Lounge

During the celebration visit the AMD Lounge and enjoy craft beverages—enter to win VIP seats for the closing session with Mark Russinovich and Scott Hanselman.

GitHub AI Portrait Studio

Merge your creativity with the power of DALL-E to create your own work of art. Based only on a few words, AI captures and creates your own portrait.

Quick 1:1s

Connect with a Microsoft executive for a Quick 1:1

Scan a Quick 1:1 QR code throughout the Summit building on May 23 and enter for a chance to meet with a Microsoft executive, grab a coffee and chat about technology, products, and more.

[Learn more >](#)

Microsoft Learn Lounge

Level 3 Capitol Hill Lounge

You will have the opportunity to get guidance on how to continue your learning journey beyond the event. The Microsoft Learn team will focus on content and programs related to training and certification across all Microsoft products and services.

Community Lounge

Level 3 Capitol Hill Lounge

Connect with community leaders, learn more about training opportunities, and snap a selfie to show you #CommunityLuv!

Food and beverage information

Be sure to fuel up with a healthy breakfast on your way to the event each day, so you'll arrive ready to learn.

Stay hydrated

Level 3, room 331 (bottle pick-up)

Water bubblers, brought to you by Intel will be available throughout the Summit.

Monday Pre-day Workshop lunches

Level 3, in the Garden Lounge

Bento-style lunches will be provided for Pre-day workshop attendees.

Tuesday and Wednesday lunches

Level 3, in the Garden Lounge or level 4 in the Terrace Suite. Enjoy your lunch on the Hillclimb, on level 3 in the Garden Terrace or level 5 in the Signature lounge.

Thursday Grab-and-go protein boxes

Level 1

Grab-and-go protein boxes on Thursday after the closing session at Microsoft Build.

Snacks and beverages

Fuel your way through the event with snacks and beverages provided by our Featured Partners available Tuesday through Thursday in various locations throughout the Summit.

Microsoft is committed to sustainability. If your lunch includes items you don't want to eat, you can donate them. Simply place your unwanted items in a donation box, located near lunch pick-up areas, and they will be donated.

Dietary accommodations

Monday: Level 3, Garden Lounge

Tuesday and Wednesday: Level 4 Paramount Lounge

A variety of vegetarian and gluten-free options will be included as part of our meal offerings throughout the event. Pre-requested dietary accommodations (other than vegetarian and gluten free) will be available for pick up. We've considered the following and will label all items clearly: gluten-free, vegetarian, vegan, contains nuts, and lactose free.

Seattle dining options

Check out the Visit Seattle site for local dining suggestions, as well as a comprehensive listing of special dietary preference restaurants and grocery stores.

[Check out local dining options >](#)

Global digital broadcast and features

In addition to the in person experiences we have a robust digital broadcast and features you only have access to online. Explore digital only experiences below and make sure you take advantage of these opportunities.

One-to-one consultations

Meet with a Microsoft engineer to discuss specific questions and solutions in a 45-minute consultation on Wednesday, May 24, 2023, 6:00 AM – 6:00 PM PDT. Request a consultation via the digital venue, choose your topic, and we will match you to an expert and schedule your one-to-one consultation to be conducted over Microsoft Teams.

Note: Consultations will not be scheduled during the keynote, 9:00–10:30 AM PDT.

[Schedule today >](#)

Microsoft Learn Cloud Skills Challenge

Sharpen, expand, discover new skills and earn a free certification exam by completing any one of eight unique collections on Microsoft Learn. The challenge is on until June 20th so [sign up](#) and get started now to avoid missing a beat.

Challenge titles

- .NET Challenge
- Azure AI Challenge
- Cloud Development Challenge
- Microsoft 365 Developer Challenge
- Azure Cosmos DB Developer Challenge
- Developer Tools Challenge
- DevOps Challenge
- Power Platform Developer Challenge

Imagine Cup

Over the past 21 years, more than two million student developers have participated in Microsoft's global technology competition, the Imagine Cup. These students build and learn together, make a difference in their communities, and innovate for impact. Projects were submitted from over 50 countries, and after multiple rounds of competition, the field has been narrowed to the [top three teams](#).

Witness the ingenuity and problem-solving capabilities of these student teams and [tune in to the Imagine Cup World Championship](#) as they vie for the grand prize of Imagine Cup World Champion, USD100,000, and a mentoring session with Microsoft Chairman and CEO, Satya Nadella!

On-demand sessions

Missed a session or want to revisit content? Explore the full catalog of on-demand breakouts and Featured Partner sessions, available during and after Microsoft Build. Save sessions and content to your [digital backpack](#) to revisit at your convenience.

Join the Conversation

Share your perspective on topics, spark discussion, and connect with other Build attendees. Join the #MSBuild conversation.

 [@msdev](#)  [Microsoft Developer](#)  [Microsoft Developer](#)  [Microsoft Developer](#)

Connecting with partners

Explore our [Featured Partner Directory](#) to learn how Microsoft partners and start-ups are innovating for developers. Find solutions and special offers to expand your toolkit.

Onsite information

Information desks

Information desks will be located on levels 1, 3, 4, and 5 and staffed during event hours. They will be located near the elevator or escalator.

Need help? Look for event staff wearing purple Microsoft shirts and holding Surfaces throughout the venue. They'll be happy to assist you.

Impromptu meeting spaces

Space can be found throughout the venue with bar height seating and standing options along the railing on levels 2, 3, and 4. There are multiple lounge seating options throughout levels 3, 4, and 5, that make great impromptu meeting spots during the event. Power will be available in most locations for easy access to charge your devices

Humanity spaces

Quiet room – Level 3, Room 333

Prayer and meditation room – Level 3, Room 324

Lactation room(s) – Levels 3 and 4, near information desk

Should you have any questions regarding the Humanity spaces, please contact Dorothy Rojas at MicrosoftBuildConcierge@DynamicEvents.com or call or text +1 (360) 952-2466 while onsite.

Device charging

There are opportunities to charge throughout the venue and it's also helpful to bring an external battery source, plus any additional adapters you might need for your device. Many of the overhang counters throughout the walkways of the Summit building on levels 3, 4, and 5 have permanent power outlets which can be used at any time. Many of these counters include a stool for seating as well. Stop by any of the Information desks for more information.

Hotel coat and luggage storage

Please make prior arrangements with your hotel reception desk for luggage storage, there is no luggage storage or coat check at the Summit building.

Lost and found

Go to the Information desks to report lost and found items. Persons may report missing items or retrieve found items during event hours. At the end of the event, non-retrieved items will be turned over to Summit building security. Inquiries about items found after Microsoft Build has ended may be directed to the Summit building security team at + 1 (206) 219-4748.

Accessibility

The Summit building is ADA compliant and has easy access to the building and while navigating around the building. The Summit Building does not offer scooter rental accommodations in-house; however, attendees may rent directly from Scootaround (<https://scootaround.com/en>) and have their rental delivered/picked-up from their hotel.

Should you have any questions regarding accessibility while onsite, please contact Dorothy Rojas at MicrosoftBuildConcierge@DynamicEvents.com or call or text at +1 (360) 952-2466.

Accessible entrances

Pine Street provides direct access to Level 1, while Olive Way and 9th Avenue entrances provide access to the Level 1 elevators.

Keynote ADA access

The keynote will be located on level 2, Flex Hall C, offering reserved seating for attendees with accommodation request.

Service animal relief locations

All service animals needing relief must be taken outside the building on the street-level. *The Summit building does not have designated service animal relief areas available, and the Garden Terrace on level 3 is not an option.*

Safety and security

Our safety guidance is also listed on the back of your badge for easy access in case of emergency. As a reminder, in the event of an emergency at the Summit Building, please notify any security, event or venue staff or call [1-206-219-4748](tel:1-206-219-4748). If an emergency occurs off the premises, call 911.

First Aid

Level 2, Outside of Flex Hall C

Level 5, Outside of Ballroom 1

Safety tips and reminders

- **Remove your badge when you leave the Summit building:** Don't draw attention to yourself and the fact that you're a tourist.
- **Safety in numbers:** Grab a friend or colleague while exploring the city.
- **Walk in well-lit areas:** Use main streets and avoid shortcuts through alleys.
- **If alone after dark, use a ride service:** Lyft, Uber, or a cab.
- **Be conscious of your belongings:** Keep personal/valuable items in your hotel safe or close at hand.
- **Keep the address and phone number of where you're staying in your phone.**
- **Be aware of your surroundings:** Keep your eyes up and not on your phone.
- **Pay attention to your instincts:** If something doesn't feel right, you can always walk into a business/hotel for help.